

Robertshaw

INDUSTRIAL PRODUCTS DIVISION

Sanitary Flanged Probe Model 739B



GENERAL DESCRIPTION

The Sanitary Flanged probes are for use in applications where ease of cleaning and/or removal are a requirement. The probes are made by utilizing the Tri-Clover fitting 16AMP end cap, machining it, welding it to the probe gland, then "finishing" it with 150 grit or finer per 3-A standards.

The Sanitary Flanged probes are available in various basic probe types in order to cover all requirements that might arise. The optional fittings include a Butt Welding Ferrule that is welded to the vessel at the desired probe entry point by the customer; a Viton gasket; and a clamp.

SPECIFICATIONS

FITTINGS

CLAMPS

13MHHM

Size Range: 1" to 4" Tube OD

Heavy construction provides added protection against leakage or misalignment. One section slips around ferrule, the other clamp section is held and locked into position by a metal wing nut which is hand tightened.

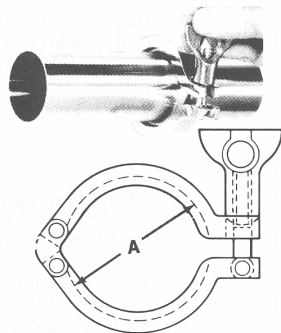


Fig. 1

- Meets 3-A Sanitary Standards
- Various Probe Types Available
- Optional Fittings to Complete the Installation
- Customer Furnished Flange Option

TRI-CLAMP GASKETS

Tri-Clamp gaskets are non-toxic, absorbent free and resistant to contact media.



Type 2 Gasket

Flanged-Molded flanged O-Ring Gasket with special snap-on rim design. Fits snugly and stays in position. Available from stock. 1" - 4".
Tube O.D.: 40MPF-SFY
Material: Steam resistant Viton.

DIMENSIONS

Size (in.)	1	1-1/2	2	2-1/2	3	4
A Dim.	2.122	2.122	2.654	3.185	3.717	4.820
P.S.I. Service Ratings (Wing Nut tightened to 25 in. lbs. torque)						
P.S.I. @ 70°F.	500	500	450	400	350	200
P.S.I. @ 250°F.	250	250	250	200	150	125

FERRULES

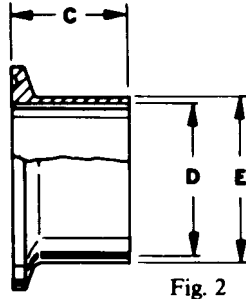


Fig. 2

L14AM7 - BUTT WELDING FERRULE

Size (Tube O.D.)	C	D	E	Approx. Wt. Lbs.
1	1 1/8	.856	1.000	.10
1-1/2	1 1/8	1.356	1.500	.13
2	1 1/8	1.856	2.000	.20
2-1/2	1 1/8	2.356	2.500	.25
3	1 1/8	2.856	3.000	.31
4	1 1/8	3.810	4.000	.56

One-inch fittings take 1-1/2" clamp assemblies.

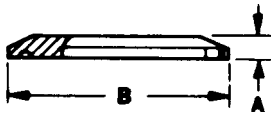


Fig. 3

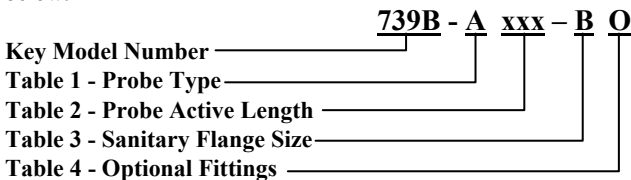
16AMP - Solid End Cap

Size (Tube O.D.)	A	B	Approx. Wt. Lbs.
1 & 1-1/2	.250	1.984	.15
2	.250	2.516	.31
2-1/2	.250	3.047	.44
3	.250	3.579	.90
4	.312	4.682	1.25

1-1/2" 16AMP used in both 1" and 1-1/2" lines.

ORDERING INFORMATION

Specify complete model number according to the tables below.



KEY MODEL NUMBER

MODEL NO.	DESCRIPTION
739B	Sanitary flanged probe with flange welded, machined and finished per 3-A standards.

Table 1 - PROBE TYPE

DESIGNATION	DESCRIPTION
A	728B type, 15/32" bare S.S. rod
B	728B type, Teflon insulated rod
D	729B type, Teflon insulated cable
E	740A type, 7/32" bare S.S. rod
F	740A type, Teflon insulated rod
G	741A type, 7/16" S.S. bare rod
H	741A type, Teflon insulated rod

Table 2 - PROBE ACTIVE LENGTH*

DESIGNATION	DESCRIPTION
xxx	Probe active length. In inches for A, B, E, F, G, H in Table 1; in feet for D, Table 1.

* NOTE: The insulated probe insertion length is 1" longer than the active length due to the Teflon plug at the lower end.

Table 3 - SANITARY FLANGE SIZE

DESIGNATION	DESCRIPTION
A	None (customer furnished flange)
B	1"
C	1 1/2"
D	2"
E	2 1/2"
F	3"
G	4"

Table 4 - OPTIONAL FITTINGS**

DESIGNATION	DESCRIPTION
0	None
1*	1" ferrule, gasket and clamp
2*	1 1/2" ferrule, gasket and clamp
3*	2" ferrule, gasket and clamp
4*	2 1/2" ferrule, gasket and clamp
5*	3" ferrule, gasket and clamp
6*	4" ferrule, gasket and clamp

* Fittings include:

Butt welding ferrule #L14AM7 Gasket #40MPF-SFY steam resistant Viton Clamp # 13MHHM

** Optional Fittings, Table 4, must be of same size as Flange, Table 3.

Robertshaw

U.S.A. and CANADA

Robertshaw Industrial Products Division

1602 Mustang Drive

Maryville, TN 37801

Phone: (865) 981-3100 Fax: (865) 981-3168

<http://www.robertshawindustrial.com>

Exports

Invensys Appliance Controls

2809 Emerywood Parkway

P.O. Box 26544

Richmond, Virginia 23261-6544

Phone: (804) 756-6500 Fax: (804) 756-6561